

The Artisan

Volume 2, Number 2

Newsletter for Genesis Artists

Spring 2002

DO YOU PAINT FROM YOUR HEART?

The very first Genesis® Artist Colors Teachers Seminar was in Chicago, Illinois. All attending were high caliber, first-class artisans. The artists were each told to bring something to paint that best exemplified their own particular style of painting.



Everyone used Genesis® Heat-Set Oils to create the quality designs for which they were best known. One lady was painting a little dog. She began with a few sketch lines and quietly painted away. It seemed to come more “alive” with every stroke she added. Her style, her technique were hypnotizing. It was a privilege to watch someone give so much

personality and flare to an inanimate object. Truly this lovely painting came straight from the bottom of her heart.






The artist is Vi Thurmond. Yes, if you are a decorative painter, you have heard of her. If you are lucky, you have taken a class with her, met her at a convention, watched her demonstrate, or at least purchased one of her many patterns.

Vi is a nationally known artist of realistic portraits and animals. She began her painting career in 1973. Previously she was a demonstrator for various craft companies. Her first introduction to Tole and Decorative Painting was with Priscilla Hauser. After that Vi took many other classes with a variety of different teachers and joined the National Society of Decorative Painters. She began teaching through adult education programs in Des Moines, Iowa. Vi also took fine art classes to improve her knowledge and technique.

Through the Society of Decorative Painters Vi received her Certified Decorative Teacher award in 1977. By 1981 she had completed her three master boards to receive her Master Decorative Teacher certification. Vi has received the Dedicated Service Award from the National SDP and is active in Iowa Decorative Painters, the local chapter which she helped organize. She keeps busy teaching and creating new projects. Her family is very supportive of her accomplishments.

Vi has many articles printed in magazines, has written 6 books, over 150 instructional packets and has 6 videos to her credit. She also has a line of Pet and Country Cards and Notecards. To learn more about Vi’s projects and see her art, visit her website: www.thurmondsltd.com

INSIDE . . .

-  Editorial: Renew your enthusiasm
-  How to contact us
-  What is a Giclée print?
-  HOOT’s record number of Genesis® classes
-  Expressions - Tips, Techniques, & Tidbits

The easiest way to a beautiful painting

INTRODUCING ARTIST PAINTING COLOR GUIDE™

The Fine Art Division of American Art Clay Company introduced a new product at the 2002 Hobby Industry of America Show. This product is guaranteed to make life more enjoyable for the decorative painter. The dull, boring part of painting is done. There is no longer a surface to prepare, or a pattern to adjust, copy and transfer. This is all done for you.



Each design is printed on quality, double primed canvas, presented as a “Ghosted Underpainting”. This means the color guide is printed in light shades to show you exactly where each color should be applied. The design is easy to follow, and includes a full color picture as a reference for finishing touches.

The Color Guides are rated beginner, intermediate, advanced and expert. Basic instructions for oils, acrylics and Genesis® Heat-Set Oils are

See Color Guides pg. 2



THE ARTISAN

is published as a courtesy of
GENESIS® ARTIST COLORS



Bobbie Pearcy
EDITOR/LAYOUT



Jan Scheuerman, MDA
NATIONAL COORDINATOR
PRODUCT EDUCATION
email: jans@wccta.net



Nancy Elliott
SENIOR ADMINISTRATOR
HOME OFFICE
email: nelliott@amaco.com
1-800.374.1600



Mark H. Lee, Vice President
CONSUMER DEVELOPMENT
email: markhlee@aol.com
1-800.374.1600



NEWSLETTER CORRESPONDENCE
&

CHANGE OF ADDRESS
should be directed to:

Bobbie Pearcy
P.O. Box 486
Danville, IN 46122
(317) 745-7535 fax: (317) 745-1886
email: bobbie@gotcs.com
www.gotcs.com



PRODUCT INFORMATION
Genesis Artist Colors International
The fine Art Division of
American Art Clay Co., Inc.
4717 W. Sixteenth St.
Indianapolis, IN 46222 U.S.A.
1-800.374.1600
www.genesisartistcolors.com



UP-TO-THE-MINUTE INFORMATION
Visit our website
www.genesisdecorativeart.com
Copyright 2001
All rights reserved.

A MESSAGE FROM THE EDITOR...

Dear Fellow Painters,

There is so much information in this issue it leaves little space for my comments. Please note all the great trade shows coming up for both decorative painters and artists. If you can attend just one your love of painting will be inspired. It is not only fun meeting friends and fellow painters who share your interests, it is rewarding. You will be exposed to new ideas, new products, and interesting techniques.

For instance, the new Amaco® Artist Painting Color Guides™ are a totally new concept. No matter what your level of expertise, you will enjoy the ease of creating a beautiful painting. And learn all about Giclée prints and how this technology can benefit you.

Whether attending a show or browsing websites, take time to educate yourself on new products.

Enjoy the summer!!

Bobbie Pearcy, Editor



COLOR GUIDES (continued)

included, along with a list of recommended colors. You may use these suggested colors or change them to suit your specific color preferences.

A beginning painter may opt to paint just the main subjects in the picture, leaving the background in the soft pastels as it is printed. An intermediate or advanced painter can be challenged as much as they desire adding to the original design to make it their own one-of-a-kind creation.

Choose from sixteen different designs including fruits, vegetables, flowers and landscapes. Our own Jan Scheuerman's *Unity Candle* is also one of the choices. Soon to be added is the *Signature Series* which will feature selected work of very popular artists from the field of decorative painting.

For a complete list of Artist Painting Color Guides™, additional painting techniques, and color tips on each individual Artist Painting Color Guide:

www.gotcs.com/acg

GICLÉE ENHANCEMENT SYSTEM (continued)

Are there any drawbacks to this amazing technology?

With all the advantages of this new fine art reproduction technology comes one drawback. The inks used in ink jet printers are waterbased. Even when completely dry, inkjet prints are vulnerable to smudging, smearing, and damage from exposure to liquids and other substances.

Genesis®/Amaco® has developed a clear sealant for inkjet prints that protects them and makes them water-resistant. Just like the Genesis® Artist Color paints, it is non-toxic, odorless, acid-free, and has UV inhibitors to protect the prints. Applying Giclée Inkset™ over the picture eliminates the need for glass when framing. If you want your print to have a smooth surface you can use a rubber squeegee to apply.



How can Genesis® enhance Giclée prints?

Inkset™ can also be used to enhance a giclée when applied with a brush. Brush Inkset™ on a reproduction print using brush strokes for a brushed texture that makes the giclée look like the real painting.

You can also add more value, depth, highlights, and color to your canvas Giclée image. The ultimate way to enhance these prints is by adding a few strokes of Genesis® Artist Colors. Be creative with this new technique.

To learn more about Genesis® Giclée Enhancement System, and how it can benefit you:

www.gogiclee.info

Genesis Expressions

Tips, Techniques, and Tidbits about
the wonderful world of Genesis Artist Colors

Gold Leafing and Genesis Ann Kingslan and Mary Kingslan Gibilisco offer this tip: Gold leafing on a Genesis painting can be tricky. Timing is everything. To avoid any reaction from the heat setting process it would be best to do any gold leafing after the painting is completely finished and heat set. Since water based varnishes may be used over Genesis paints there should be no problem with varnishing the leafing at the same time as the painting. If you must antique your leafing it would be best to use a water based product. Visit Ann Kingslan and Mary Kingslan Gibilisco online at www.kingslan.com for your free newsletter, catalog and current seminar information.

Jan Scheuerman says: "You will be glad to know that you can use any of your favorite brushes with Genesis. The important thing is that the brushes are clean and dry with no soap or oil residue. I haven't heard of any brushes that were not compatible with Genesis paints."

Upcoming Art & Decorative Painting Shows

Artisan / Santa Fe, Inc.

August 23-25, 2002

Sweeney Convention Center • Santa Fe, NM

•••

New England Traditions Convention

October 9 - 13, 2002

Rhode Island Convention Center • Providence, RI

bevmarx@juno.com

•••

Art Methods Show

October 11 - 13, 2002

Pasadena Conference Center • Pasadena, CA

gfishback@vnubuspubs.com

•••

Art of Carolina Show

November 16-17, 2002 • Raleigh, NC

•••

Las Vegas Creative Painting Convention

February 23 - 28, 2003

Tropicana Hotel • Las Vegas, NV

<http://members.aol.com/vegaspaint>

•••

Society of Decorative Painters

Annual Meeting & Convention

June 9 - 15, 2003 • Indianapolis, Indiana

www.decorativepainters.org

•••

Attention Teachers:

Have you submitted projects for any of these shows? Remember, most all classes that use Genesis® Heat-Set Oils are sell outs!

2002 Heart of Ohio Tole Painting Convention August 12 - 17, 2002 • Columbus, Ohio

Special Event sponsored by Genesis
"DIG INTO GENESIS®"

Tues., Aug. 13th - 3:00 pm to 5:00 pm

Experience the ease of creating a garden still life on a tin mailkeeper. Grow your painting and blending skills with Jo Lutness, whether you are an oil or acrylic painter.

Registration will *ONLY* be held at convention – so **don't forget to sign up during Convention! Space is limited.**

Genesis Heat-Set Oil Classes

- | | |
|---------|---|
| 117A | Romantic Pansies - Jo Lutness |
| 165A | Peace Rose - Nancie Bush, CDA |
| 248C | Crock Study - Mary Kingslan Gibilisco, CDA |
| 238N(S) | Chardonnay - Barb Watson, MDA |
| 249B | Sewing Gadgets - Ann Kingslan, MDA, TDA |
| 165C | Jingle Bells - Nancie Bush, CDA |
| 248D | Pansies on Porcelain - Mary Kingslan Gibilisco, CDA |
| 249A | Crock and Cherries - Ann Kingslan, MDA, TDA |
| 165B | High Key Fruit - Nancie Bush, CDA |
| 203C | Egg Basket 'N Crock - Sharon Hamilton, MDA |
| 237B | Crock of Currants - Nola Straub |
| 248T(W) | Peaches and Compote - Mary Kingslan Gibilisco, CDA |
| 133B | Winter Cardinal - Marie Merritt |
| 210C | Pink Roses - Carol-Lee Cisco, CDA |
| 164C | American Fruit - DeLane Lange |
| 133C | Bells and Holly - Marie Merritt |
| 210D | Summer Fruit - Carol-Lee Cisco, CDA |
| 248N(S) | Life Cycle of a Rose - Mary Kingslan Gibilisco, CDA |
| 203B | White Poppy - Sharon Hamilton, MDA |
| 210F | Streaked Apples - Carol-Lee Cisco, CDA |
| 133E | Autumn Fruit - Marie Merritt |
| 117B | Berry Basket - Jo Lutness |



Exhibit Hall Hours

Thursday, August 15 10 am - 7 pm

Friday, August 16 9 am - 5 pm

Saturday, August 17 9 am - 2 pm

Registered attendees - Free. Non-registered attendees - \$5

Visit Genesis Artist Colors Booth #262-263

For more information contact:

Heart of Ohio Tole, Inc.

P.O. Box 626 • Reynoldsburg, OH 43068

614.863.1785 • www.heartofohiotole.org

Genesis® Giclée Enhancement System

What is a Giclée print?

Giclée (pronounced zhee-clay) n. From the French meaning “spray of ink”; an image or painting that is scanned or photographed digitally then printed using a high resolution inkjet printer.

This new fine art printing technology, developed about 10 years ago, has taken the art world by storm. It is now a widely accepted practice in the world of art. The process can be used to print art that has been digitalized from the original, a transparency, photography or original digital artwork.

Giclée is advanced “state of the art” technology that closely replicates original paintings in all aspects. These prints have great advantages in beauty, quality and durability. Artists can have their original paintings scanned and printed to create limited edition prints for a fraction of the cost of traditional painting

How Giclée can benefit . . .

- **The individual** You can choose a favorite picture and produce a Giclee print direct from your color printer. Use either a digital camera, a 35 mm camera (ask your photography service for a Picture CD along with your regular prints). Or scan a picture or piece of artwork on your scanner. Then print it on canvas or watercolor paper. Both products are readily available from art supply stores and/or office supply stores. You may also reproduce public domain paintings which can be found on several websites and through other sources.

- **The decorative artist** Have you painted a pretty project lately? One that you wish each of your children could have? Now you can produce a Giclée print of that painting direct from your color printer by following the instructions in the paragraph above. Or, if you want it to be larger than the print size of you own printer, you can look in the yellow pages for a photography shop where you can print a much bigger picture.

- **The professional artist or photographer** You can sell an original work of art for thousands of dollars. Or you can take advantage of the Giclée technology. You can produce several Giclée prints, enhance, sign and number them. Then sell each print for at least 10 to 15% of the worth of the original. You can produce small numbers at a time, and always be ready to produce more. It will take only a few prints to equal the price you could ask for the original. And best yet, you still have the original to keep for your family.

See Giclée Enhancement System pg. 2



www.gotcs.com/acg
Artist Painting Color Guides™



www.gogiclee.info
Giclée Enhancement System

Genesis Artist Colors™

4717 W. Sixteenth Street
Indianapolis, IN 46222-2598

❖ Please take the time to visit the websites offered in this publication! ❖